



Butterfly Mask Template



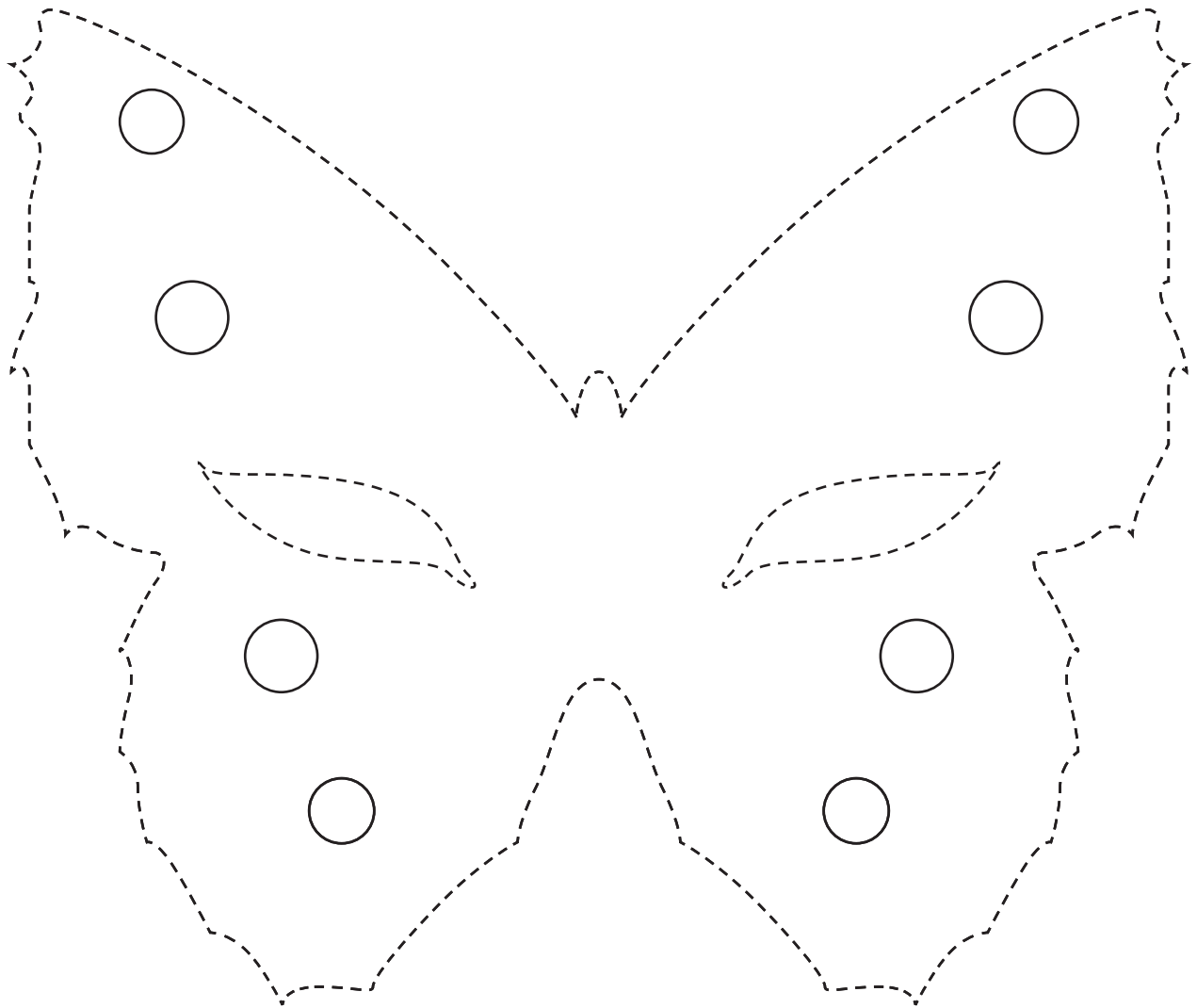
1. Print on cardstock.
2. Cut out butterfly template.
3. Decorate.
4. Use a hole-punch to create even holes on the black dots.
5. Thread string, ribbon, or elastic through the holes.
6. Cut out the eye holes.

Butterfly Mask Template




1. Print on cardstock.
2. Cut out butterfly template.
3. Decorate.
4. Use a hole-punch to create even holes on the black dots.
5. Thread string, ribbon, or elastic through the holes.
6. Cut out the eye holes.

Butterfly Mask Template



1. Print on cardstock.
2. Cut out butterfly template.
3. Decorate.
4. Use a hole-punch to create even holes on the black dots.
5. Thread string, ribbon, or elastic through the holes.
6. Cut out the eye holes.

Butterfly Mask Template



1. Print on cardstock.
2. Cut out butterfly template.
3. Decorate.
4. Use a hole-punch to create even holes on the black dots.
5. Thread string, ribbon, or elastic through the holes.
6. Cut out the eye holes.